



Composed®

Frameless pivot shower door
K-27604-10L

Features

- Frameless design emphasizes glass and creates a sleek, minimalist look.
- Full-length magnetic seal keeps door firmly closed, providing excellent water containment.
- Innovative L- bracket secures the fixed panel in place and gives it a sturdy feel while also being unobtrusive to the showering space.
- Continuous 7/8" (22 mm) high aluminum bottom threshold.
- Back-to-back 11-1/2" (292 mm) vertical shower door pulls.
- Coordinates with other products in the Composed® collection.
- CleanCoat®+ glass coating creates a hydrophobic barrier that repels water, soap scum, and residue, saving time and protecting shower doors 10 times longer than original CleanCoat. (Based on 2021 internal wear/abrasion testing using a microfiber cloth.)

Material

- Frameless, 3/8" (10 mm) thick Crystal Clear tempered glass.
- Anodized aluminum prevents rust and corrosion.

Installation

- Fits opening widths 45-1/4"—46" (1149–1168 mm).
- 3/4" (19 mm) width adjustment.
- Out-of-plumb adjustability simplifies installation.
- Door can be installed to open to the left or right to suit your bathroom layout.
- For residential use only.
- Not for use in hospitality.

Included Components

Additional Components:
Hardware kit



Codes/Standards




ANSI Z97.1
CPSC 16CFR 1201

KOHLER® One-Year Limited Warranty

See website for detailed warranty information.

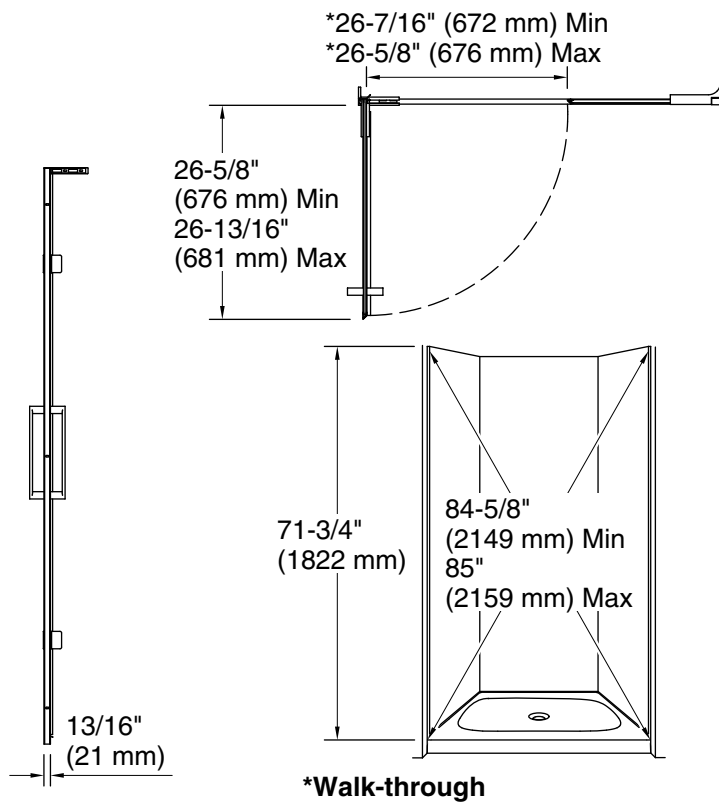
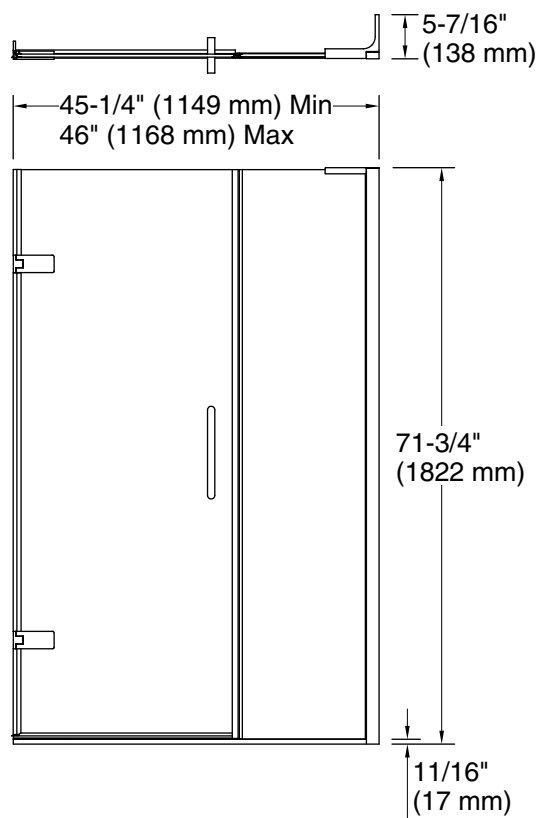
Available Colors/Finishes

Color tiles intended for reference only.

Color	Code	Description
	SHP	Bright Polished Silver
	BL	Matte Black
	BNK	Anodized Brushed Nickel

Available Glass Options

Code	Description
L	Crystal Clear



Technical Information

All product dimensions are nominal.

Installation type:	For shower base installation
Opening Width - Min:	45-1/4" (1149 mm)
Opening Width - Max:	46" (1168 mm)
Walk-through - Min:	26-3/8" (670 mm)
Walk-through - Max:	26-5/8" (676 mm)
Base-To-Wall Radius - Max:	1/4" (6 mm)
Glass thickness:	3/8" (10 mm)
Glass coating:	CleanCoat®

Notes

Install this product according to the installation instructions.

The vertical opening should be a minimum of 73-1/2" (1867 mm) to allow for installation clearance.